



Your guide to being sun safe

Learn about adding self-exams
and sunscreens to your routine

Neutrogena[®]

Dermatologist recommended sun care brand

Important facts about skin cancer

There are two types of skin cancer—melanoma and non-melanoma. Non-melanoma skin cancer is more common and develops slowly in the upper layers of skin. Melanoma, the more aggressive type, affects cells that give skin its color.



Skin cancers can affect anyone, no matter their ethnicity or skin color

Although the risk of skin cancer is lower for people of color, when found, it tends to be at a more advanced stage.

The good news is you can take steps to protect yourself—including a monthly self-exam.



When skin cancer is detected early, survival rates can be almost **100%***

Skin cancer: what to look for

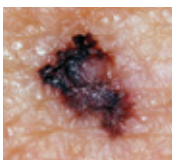
- New or changing moles
- A clear, red, brown, or black growth that gets larger
- Any growth that bleeds or itches
- Open sores, scabs, or pimples that don't go away

ABCDEs of melanoma



ASYMMETRY (uneven shape)

Two sides don't match



BORDER (ragged edges)

Borders are uneven



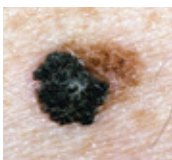
COLOR

Two or more colors



DIAMETER (size)

Larger than ¼ inch



EVOLVING (changing)

Changing in size, shape,
color, or symptoms

Self-exam preparation and tips



What you will need:

- A full-length mirror and hand mirror
- A brightly lit room
- A smartphone or paper to take notes
- A blow dryer or a comb if you need help parting your hair

Tips



Do your self-exam before or after a shower. Or while changing your clothes.



Take pictures of anything that looks unusual and keep a record of your spots.



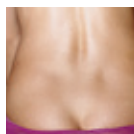
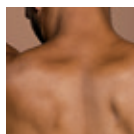

Stay on track with your self-exam routine—sign up for email reminders at [SkinSelfExam.com/reminders](https://www.skinselfexam.com/reminders).

It's a full body check. Simple as that.

Pick a convenient time for your monthly check. It shouldn't take more than about 10 minutes.

- 1 Check your scalp.
- 2 Look at your nose, lips, cheeks, and ears with a mirror.
- 3 Look at your upper back. You'll need two mirrors.
- 4 Focus on your neck, chest, and torso with two mirrors.
- 5 Give your hands, fingers, forearms, upper arms, and armpits a good scan.
- 6 Check your lower back, buttocks, and genital area.
- 7 Closely look at your legs and feet. Don't forget to look between your toes and the soles of your feet.

If something doesn't look right, please talk to your doctor.



Watch our self-exam video and learn more about skin cancer at SkinSelfExam.com.

These self-exams are not meant to diagnose or replace visits with your doctor.

Overexposure to the sun is bad news

The sun exposes you to two types of UV rays: UVB and UVA. Both can play a part in skin cancer formation, premature skin aging, and other forms of skin damage.

Look for broad spectrum sunscreens that offer both UVB and UVA protection. For the best protection against sunburn, use SPF 30 or higher.



5+ sunburns can double
the risk for melanoma*

AS | DS
American Society for
Dermatologic Surgery

Neutrogena®

Partnering together, Neutrogena® and the American Society for Dermatologic Surgery, through CHOOSE SKIN HEALTH®, encourage the public to choose healthy sun safe behaviors. Many ASDS members provide free skin cancer screenings. Learn more at [asds.net](https://www.asds.net).

Sun safe checklist

- The best sunscreen is the one you will use every day. Keep it where you'll remember to apply regularly, like near your toothbrush or keys.
- Apply a generous amount of your broad spectrum SPF 30 (or higher) sunscreen every day. Reapply every 2 hours or more frequently, especially after exercise.
- Wear a wide-brimmed hat, sunglasses, long sleeves, and pants for additional protection.



*Statistics from Neutrogena® research, 2021.

Neutrogena®

What's new

- Mineral Ultra Sheer® Dry-Touch Lotion SPF 30
- Clear Face Serum SPF 60+
- Neutrogena Invisible Daily™ Defense Fragrance Free Lotion SPF 60+
- Neutrogena Invisible Daily™ Defense Body Spray SPF 60+
- Mineral UV-Tint Face Liquid



Sunscreens for everyone

Available as lotions, sprays, sticks, and serums. Explore [neutrogena.com/sun](https://www.neutrogena.com/sun) to choose what's best for you.



Additional protection

Use a daily moisturizer and makeup with SPF to keep you covered throughout the day.

